

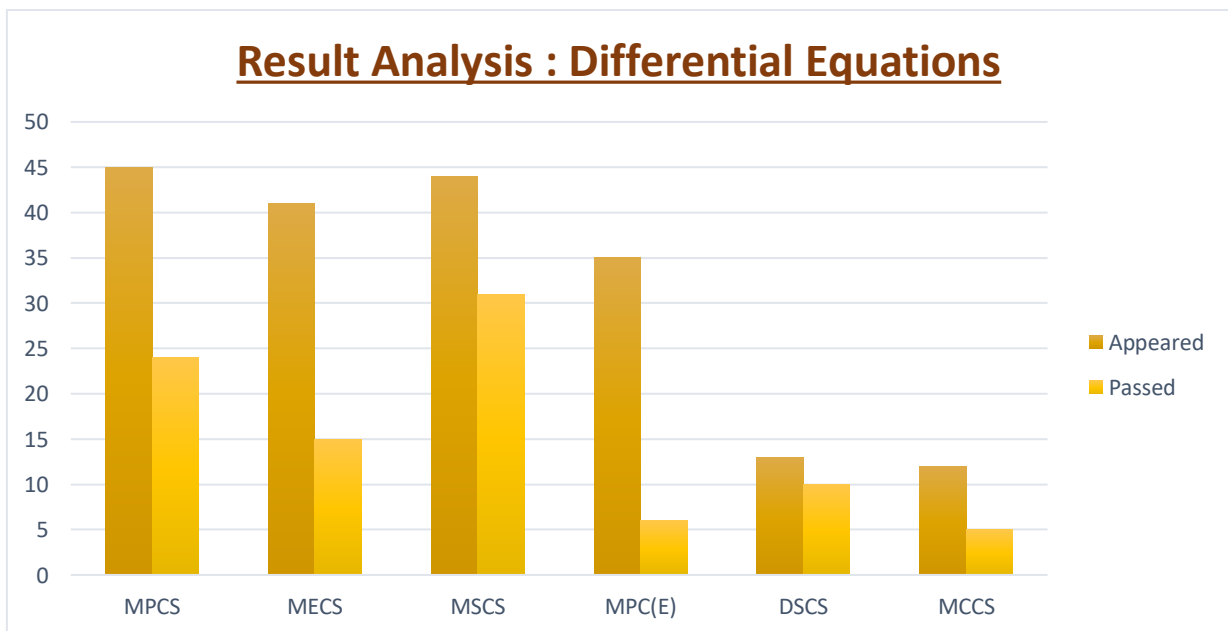
SRR & CVR Government College (A), Vijayawada

DEPARTMENT OF MATHEMATICS

Result Analysis :: 2020-2021

Semester I: Paper 1 - Differential Equations and Maths for Data Science

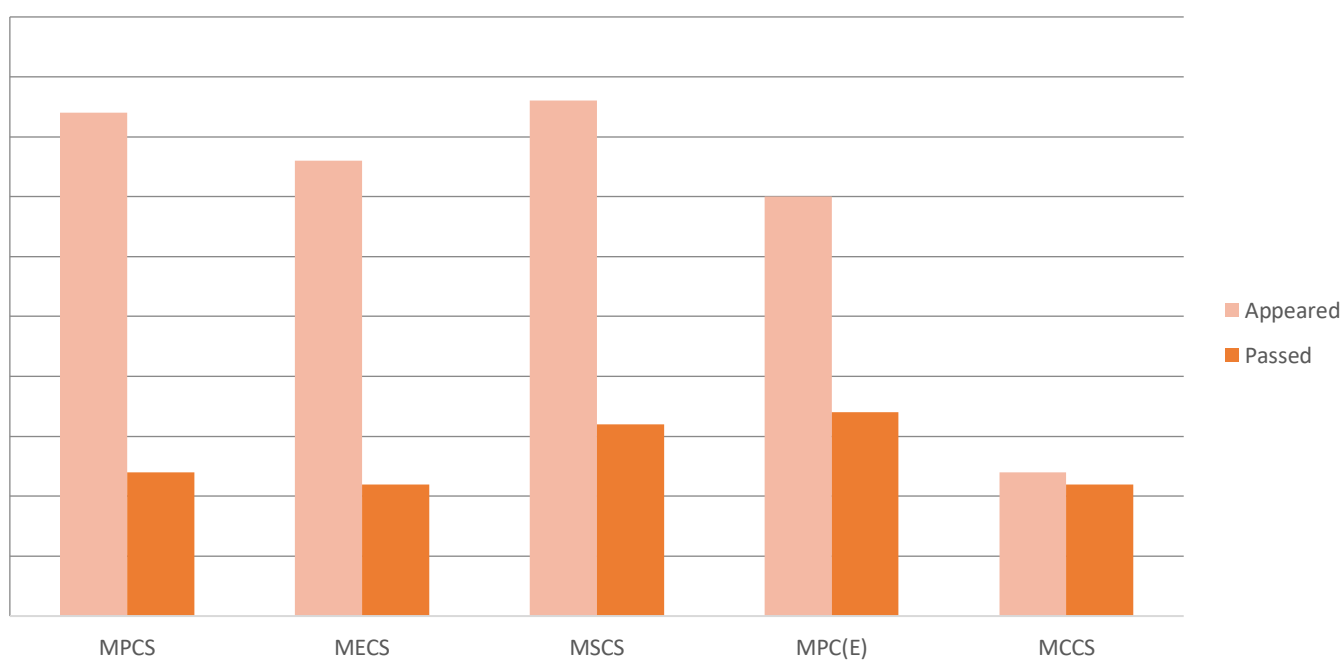
| Course | Group | Appeared | Passed | Pass Percentage |
|--------|---------|----------|--------|-----------------|
| B. SC | MPCS | 45 | 24 | 53.3% |
| B. SC | MECS | 41 | 15 | 37% |
| B. SC | MSCS | 44 | 31 | 70% |
| B. SC | MPC(EM) | 35 | 06 | 17% |
| B. SC | DSCS | 13 | 10 | 77% |
| B. SC | MCCS | 12 | 05 | 33.3% |



Semester II : Paper 2 – Analytical Solid Geometry

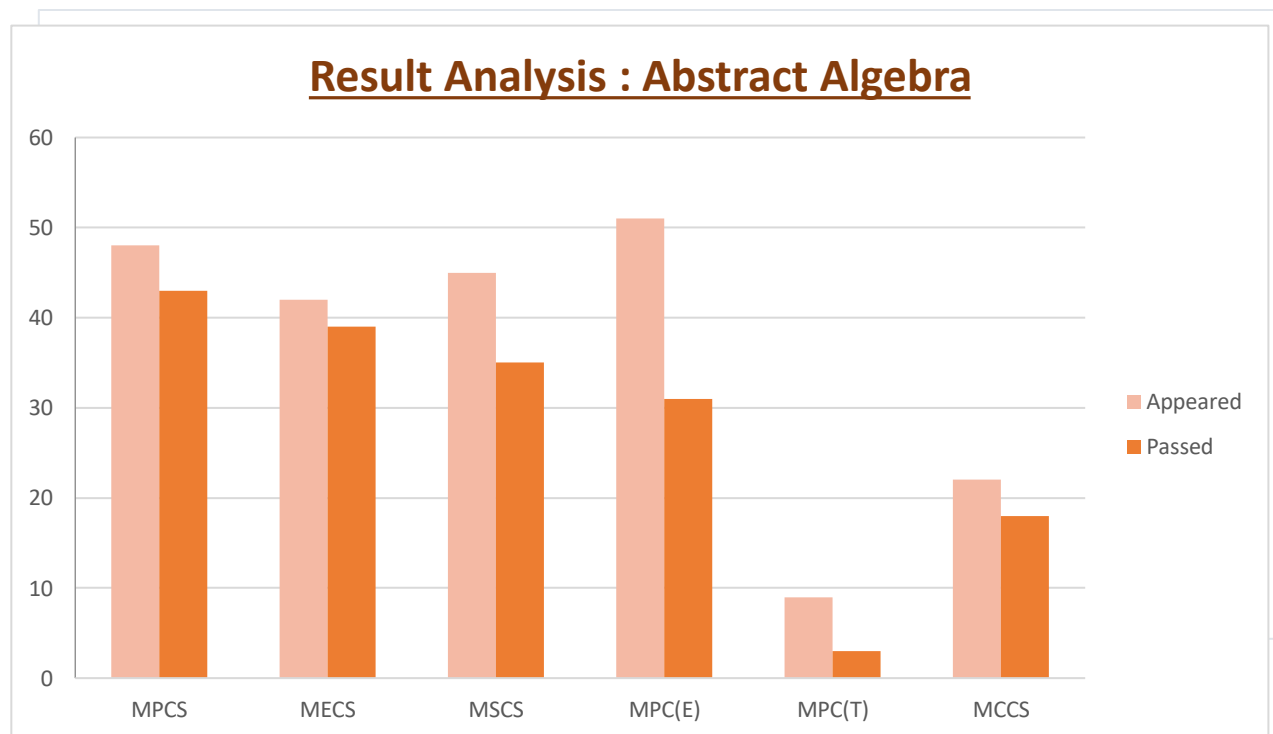
| Course | Group | Appeared | Passed | Pass Percentage |
|--------------|----------------|-----------|-----------|-----------------|
| B. SC | MPCS | 42 | 12 | 28.5% |
| B. SC | MECS | 38 | 11 | 30% |
| B. SC | MSCS | 43 | 16 | 37% |
| B. SC | MPC(EM) | 35 | 17 | 48.6% |
| B. SC | MCCS | 12 | 11 | 37% |

Result Analysis : Analytical Solid Geometry



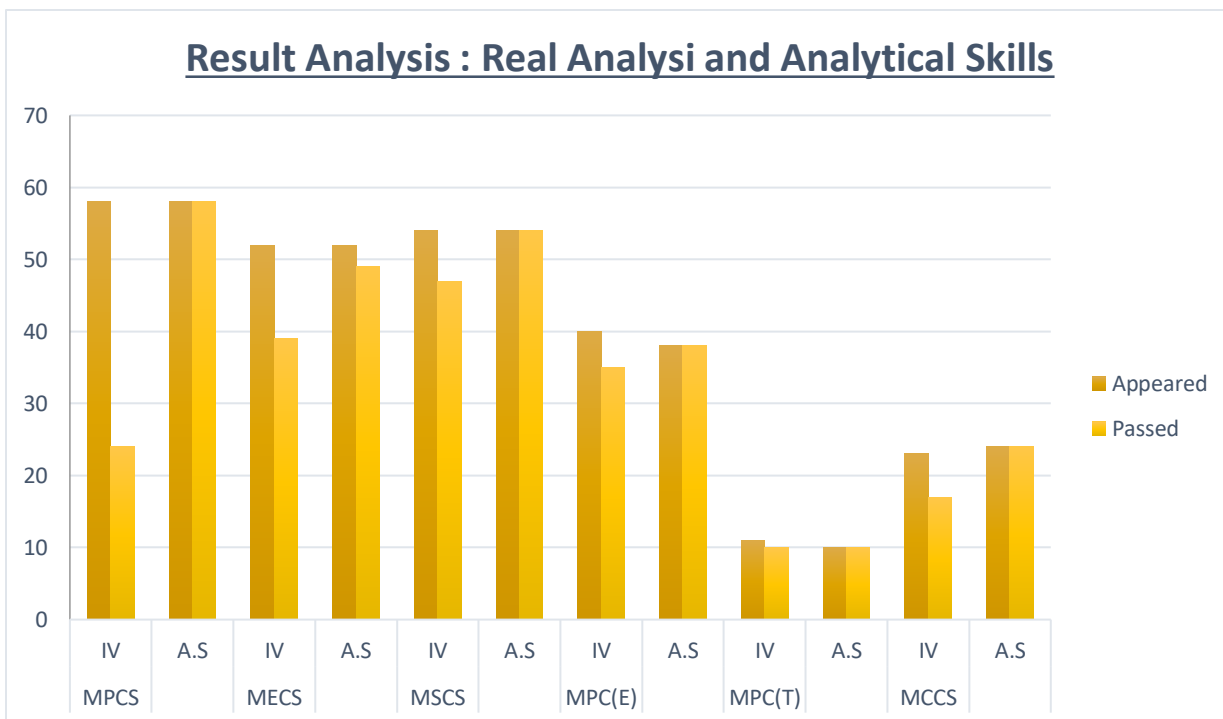
Semester III : Paper 3 – Abstract Algebra

| Course | Group | Appeared | Passed | Pass Percentage |
|--------|---------|----------|--------|-----------------|
| B. SC | MPCS | 59 | 58 | 98.3% |
| B. SC | MECS | 53 | 52 | 98.1% |
| B. SC | MSCS | 53 | 47 | 88.6% |
| B. SC | MPC(EM) | 42 | 32 | 76.19% |
| B. SC | MPC(TM) | 11 | 11 | 100% |
| B. SC | MCCS | 26 | 21 | 80.7% |



Semester VI : Paper 4 – Real Analysis and SD - Analytical Skills

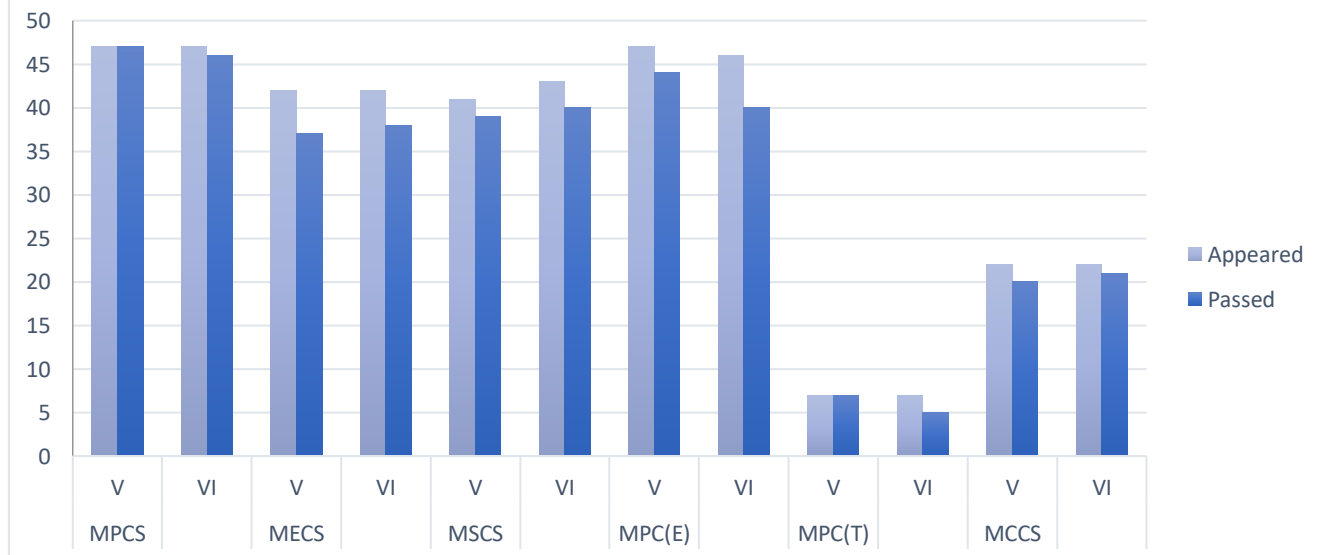
| Course | Group | Paper | Appeared | Passed | Pass Percentage |
|--------|---------|-------|----------|--------|-----------------|
| B. SC | MPCS | IV | 58 | 24 | 42% |
| | | A.S | 58 | 58 | 100% |
| B. SC | MECS | IV | 52 | 39 | 75% |
| | | A.S | 52 | 49 | 94% |
| B. SC | MSCS | IV | 54 | 47 | 87% |
| | | A.S | 54 | 54 | 100% |
| B. SC | MPC(EM) | IV | 40 | 35 | 87.5% |
| | | A.S | 38 | 38 | 100% |
| B. SC | MPC(TM) | IV | 11 | 10 | 91% |
| | | A.S | 10 | 10 | 100% |
| B. SC | MCCS | IV | 23 | 17 | 73.9% |
| | | A.S | 24 | 24 | 100% |



Semester V : Paper 5 – Ring Theory & Vector Calculus and Paper 6 – Linear Algebra

| Course | Group | Paper | Appeared | Passed | Pass Percentage |
|--------|---------|-------|----------|--------|-----------------|
| B. SC | MPCS | V | 47 | 47 | 100% |
| | | VI | 47 | 46 | 98% |
| B. SC | MECS | V | 42 | 37 | 88% |
| | | VI | 42 | 38 | 90% |
| B. SC | MSCS | V | 41 | 39 | 96% |
| | | VI | 43 | 40 | 93% |
| B. SC | MPC(EM) | V | 47 | 44 | 93.61% |
| | | VI | 46 | 40 | 86.95% |
| B. SC | MPC(TM) | V | 07 | 07 | 100% |
| | | VI | 07 | 05 | 71.4% |
| B. SC | MCCS | V | 22 | 20 | 91% |
| | | VI | 22 | 21 | 95.45% |

Result Analysis : Ring Theory & Vector Calculus and Linear Algebra



Semester VI : Paper 7 – Numerical Analysis
Paper 8A1 – Integral Transforms
Paper 8A2 – Advanced Numerical Analysis and
Paper 8A3 – Project Work

| Course | Group | Paper | Appeared | Passed | Pass Percentage |
|---------------|--------------|--------------|-----------------|---------------|------------------------|
| B. SC | MPCS | VII | 47 | 39 | 83% |
| B. SC | MECS | VII | 39 | 21 | 54% |
| B. SC | MSCS | VII | 33 | 32 | 97% |
| B. SC | MPC(EM) | VII | 47 | 35 | 74.4% |
| B. SC | MPC(TM) | VII | 07 | 07 | 1 00% |
| B. SC | MCCS | VII | 21 | 20 | 95% |
| B.Sc | Cluster | VIII A1 | 68 | 59 | 86.8% |
| B.Sc | Cluster | VIII A2 | 68 | 64 | 94.1% |
| B.Sc | Cluster | VIII A3 | 70 | 68 | 97.1% |

**Result Analysis : Numerical Analysis, Integral Transforms, Advanced
Numerical Analysis and Project Work**

